

PRODUCT RANGE

A complete guide of industry-leading machines and equipment at the technological forefront of the metalworking industry.



ABOUT

ABOUT MESSER

Global footprint with local expertise.

ABOUT MESSER CUTTING SYSTEMS, INC.

We are a leading global provider of solutions for the metal working industry. Our oxyfuel, plasma, and laser cutting systems are designed to provide our customers with the ability to achieve success through high quality products as well as productive and flexible solutions.

To provide the most value, we team up with customers and partners to develop and test cutting-edge technology under real-life conditions so that our customers worldwide can benefit from the best solutions when it comes to our machines, software, and service.

Our customers and their needs are at the center of all of Messer Cutting Systems' developments. We like to consider ourselves as your ultimate "solution provider" from first contact with our sales team, our after-sales services, and full production line automation.

OUR GUIDING PRINCIPLES

Our aspiration is to be the worldwide leading solutions provider of thermal cutting systems.

For over 120 years, our top priority has been to create value for our customers, to help them grow and innovate, and to improve productivity and quality.

As a loyal partner, we firmly believe that our success is our customer's success.

A MESSAGE FROM OUR CEO



Messer Cutting Systems, a global resource for the metal-working industry, has over 120 years designing and manufacturing cutting-edge solutions for plasma, oxyfuel, and laser cutting.

OUR FIVE CORE VALUES

CUSTOMER FIRST

- We see the world through our customers' eyes.
- We actively listen and understand our customer needs.
- We help make our customers more competitive.
- We nurture customer relationships to become loyal partners.

ACCOUNTABILITY

- We honor our commitments.
- We deliver measurable results.
- We are responsible for our actions.
- We have the courage to hold others accountable.

INNOVATION

- We are curious and challenge state-of-the-art.
- We continuously develop our expertise.
- We balance structure and agility in our methods.
- We deliver customer value-added solutions.

CONTINUOUS IMPROVEMENT

- We encourage and embrace change.
- We constantly challenge and improve our processes.
- We seek out opportunities to eliminate waste.
- We validate our progress based on facts.
- We turn our mistakes into positive change.

LEADERSHIP EXCELLENCE

- We inspire as role models and servant leaders.
- We are relentlessly committed to delivering results.
- We take calculated risks, learn from failures and celebrate success.
- We drive performance through clear and ambitious goal setting.
- We motivate through open communication and actionable feedback.

MACHINES

UNITIZED MACHINES

Our complete line of unitized style CNC metal cutting machines.



MACHINES

METALMASTER 3.0

Superior cutting performance at a low cost.

SCAN TO WATCH THE
METALMASTER 3.0 VIDEO



EASY TO CLEAN

The MM 3.0 comes standard with slag buckets with smoke extraction.

GLOBAL CONNECT

Intuitive, feature rich interface from the Global Connect provides users with a powerful cutting HMI.

FAST & PRECISE

Smooth motion with swift acceleration.



ABOUT THE METALMASTER 3.0

The **MetalMaster 3.0** provides superior cut quality at a low cost. This space saving, compact machine can be quickly installed and ready to use.

Longitudinal drives with precision guiding system maintains accuracy to create quality cut parts. Positioning speeds up to 1000 ipm coupled with a fast, intelligent torch lifter helps minimize non-productive time. This table features integrated smoke extraction and easy clean-out buckets.

STANDARD FEATURES



Control: Global Connect L

Width: 5'

Length: 10'

Plasma: Straight cutting up to 2"

Oxyfuel: Straight cutting up to 3"

Options: See page 10

MACHINES

EDGEMAX

Created to revolutionize plate processing.

SCAN TO WATCH THE
EDGEMAX VIDEO



PRECISION CUTTING

Enjoy precision cutting every time with quick and accurate torch reset.

EASY OPERATION

Intuitive, feature rich interface provides users with a powerful cutting software solution.



DOWNDRAFT TABLE

Cleans easily with easy-open side panels.

ABOUT THE EDGEMAX

The **EdgeMax** is a compact machine with a rugged unitized steel table/frame with full capture bearing assemblies and a low-mass aluminum beam driven by dual brushless AC motors. The EdgeMax provides fast acceleration, precise motion, and a stable cutting platform.

Combined with Messer's Global Control, this machine can be configured to provide custom solutions for plate cutting. Optional accessories can be added to customize the EdgeMax, including a Water Table.

STANDARD FEATURES



Control: Global^S

Width: 6', 8', and 10'

Length: 12' or 24'

Plasma: Straight cutting up to 2"

Oxyfuel: Turbo Flame™

Options: See page 10

MACHINES

METALMASTER EVOLUTION

Revolutionizing plate processing.

SCAN TO WATCH THE
EVOLUTION VIDEO



GLOBAL CONTROL

Feature rich, intuitive interface.

FAST & PRECISE


Smooth motion ways with swift acceleration.

SLAGGER® TABLE

The Slagger® collects slag from the table bottom to a collection bucket at the end of the table in minutes.

FLEX ZONE

Provides extra cutting area to your machine.



ABOUT THE METALMASTER EVOLUTION

The **MetalMaster Evolution** is a high-speed, multiple-process plasma cutting machine built to deliver maximum productivity, durability, cut quality and accuracy.

This machine is outfitted with a number of standard features such as The Slagger® cutting table, and includes scores of optional features like plasma beveling, oxyfuel cutting, marking, and so much more.

STANDARD FEATURES



Control: Global ^{Plus}

Width: 6', 8', and 10'

Length: 10' - 50' in 5' increments

Speed: 1,200" per minute

Table: The Slagger®

Machine Accuracy: +/- 0.002 inches

over 6' x 6' area

Options: See page 10

MACHINES

FIBERBLADE V

Efficient, reliable, and low cost maintenance.

SCAN TO WATCH THE
FIBERBLADE V VIDEO



CUTTING WIDTH

Up to 6' of total cutting width.

CUTTING LENGTH

Up to 20' of total cutting length.



EASY OPERATION

Intuitive, feature rich interface provides users with a powerful cutting software solution.

ABOUT THE FIBERBLADE V

The fifth generation **FiberBlade V** high speed laser cutting machine benefits from Messer's high speed cutting technology, achieving top tier quality and productivity.

A simple and user-friendly Global Connect control with HMI helps your operator produce precision cut parts.

Adding material handling solutions increases your shop's productivity and safety, saving you time and money.

STANDARD FEATURES



Control: Global Connect

Table Sizes: 5' X 10', 6' X 12', 6' X 20'

Laser: Up to 12kW or 12kW w/zoom

Options: See page 10

MACHINES

METALMASTER XCEL

X-treme speeds for increased productivity.

SCAN TO WATCH THE
METALMASTER XCEL VIDEO



FAST & PRECISE

Smooth motion ways with swift acceleration.

INCREDIBLE VERSATILITY


The MM Xcel was built to handle a large variety of process tools.

SLAGGER® TABLE

The Slagger® collects slag from the table bottom to a collection bucket at the end of the table in minutes.

GLOBAL CONTROL

Feature rich, intuitive interface.



ABOUT THE METALMASTER XCEL

The **MetalMaster Xcel** features a robust design, high acceleration drives (up to 3,000 ipm), stable linear ways, and a helical gear rack.

The Xcel offers multi-tool capabilities for maximum performance, versatility, and precision cutting. It can also become two machines in one. Plasma/fiber laser combination cutting on the same part will increase productivity by allowing critical internal features to be cut with the fiber laser and external features to be cut at higher speeds with plasma.

STANDARD FEATURES



Control: Global^{Plus}

Width: 6', 8', and 10'

Length: 10' - 55' in 5' increments

Plasma: Up to two

Oxyfuel: Up to two

Laser: Up to two systems

Combo Cutting: Plasma / Fiber

Options: See page 10

MACHINES

ELEMENT 400L UNITIZED

Automation throughout the entire production cycle.

SCAN TO WATCH THE
ELEMENT 400 U VIDEO



EASY TO CLEAN


Slag buckets with smoke extraction.

FAST & PRECISE

Smooth motion ways with swift acceleration.

PRECISION CUTTING

With quick and accurate torch reset.



ABOUT THE ELEMENT 400L UNITIZED

Our customers' demand was to increase efficiency, and to improve quality and reliability. Our solution is **ELEMENT 400L Unitized** cutting machine a total system solution for the high tech metalworking industry.

The next generation ELEMENT 400L Unitized is simply revolutionary. Increased productivity and precision, and a paper free work environment gives you the competitive edge. It's a customizable machine with a full range of cutting and marking tools.

STANDARD FEATURES



Control: Global Connect

Width: 6', 8', and 10'

Length: up to 54'

Plasma: Up to two

Laser: Up to two

Beveling: Plasma or Laser

Options: See page 10

UNITIZED PROCESS OPTIONS


Tools for expanding your cutting capabilities.

		<i>MetaMaster 3.0</i>	<i>EdgeMax</i>	<i>MM Evolution</i>	<i>FiberBlade V</i>	<i>MM Xcel</i>	<i>Element 400L U</i>	
Controls	Global Connect L	X						A custom shape library, multiple process database, true-shape nesting, productivity monitoring and remote diagnostics are just some of the key features. Easy to use and learn.
	Global Connect				X		X	
	Global Control 2.0							
	Global Control S		X	X				
	Global Control Plus					X		
Oxyfuel Straight	ALFA Oxyfuel Torch		X	X		X		For straight oxyfuel cutting.
	TurboFlame™ Oxyfuel Torch	X	X	X		X		
Bevelers	Single and Three Position (oxyfuel)							Beveling offered for plasma, laser, and oxyfuel cutting. Messer supplies automatic, semi-automatic and manual bevel cutters. For bevel cutting for I, K, V, X, Y angles. Bevel cutting requires in-depth knowledge of the machine, cutting process, and the sequential order of cutting corners, lead-ins, and lead-outs to deliver a beveled part of the highest-quality precision and accuracy. Contact your sales representative to choose the right beveler for your cutting applications.
	Oxyfuel Contour Bevel Unit							
	Bevel U (laser) ±50°						X	
	Bevel S (plasma)						X	
	Bevel R (plasma)			X		X	X	
	Global Rotator Delta E (plasma)					X		
	Global Rotator Infinity (plasma)							
Manual Plasma Stripping Bevel Unit		X	X		X			
Markers	Air Scribe		X	X		X		Markers provide legibility and permanency to text marks, layout lines, and weldment marking.
	Zinc Powder			X		X		
	Rotational Ink-Jet		X	X		X	X	
	Telesis Pinstamp®			X		X	X	
	Plasma Marker	X	X	X		X	X	
Software	OmniWin	X	X	X	X	X	X	Messer software covers it all from preparing the order posting calculations to designing and nesting parts.
	OmniBevel			X		X	X	
	OmniFab	X	X	X	X	X	X	
	Machine Insight					X	X	
Tables	The Slagger®			X		X	X	Cutting tables complement any machine with its modular design, offering table lengths of up to 200'. Zoned and ducted tables are equipped to remove smoke, dust, and slag.
	DownDraft	X	X	X	X	X	X	
	Water		X					
Dust Collectors	Camfil - Farr	X	X	X	X	X	X	Smoke and dust collection systems. For indoor or outdoor use.
	Donaldson Torrit	X	X	X	X	X	X	
Laser	3kW to 12kW				X			Laser cutting options available.
	Zoom Head up to 12kW				X	X	X	
	3kW to 20kW					X	X	

MACHINES

GANTRY MACHINES

Our complete line of gantry style CNC metal cutting machines.



MACHINES

PLATEMASTER II

Rugged plate processing powerhouse.

SCAN TO WATCH THE
PLATEMASTER II VIDEO



EASY TO CLEAN


Slag buckets with
smoke extraction.

EASY OPERATION

Feature-rich, intuitive
interface.

HEIGHT SENSING

Integrated height sensing
automates and maintain
the torch height.



ABOUT THE PLATEMASTER II

The **PlateMaster II** can support two high performance plasma systems and up to six oxyfuel systems including the ALFA Oxyfuel Torch which has integrated ignition and probeless height control. All torch systems are suspended by the Messer PL-1 with SureStop Collision Sensor and the EL-170.

Equipped with the Global Controls, with an easy-to-use, feature rich, Windows® interface allows employees to become expert operators in minutes.

STANDARD FEATURES



Control: Global^S

Width: 6', 8', 10', and 12'

Length: Up to 72'

Options: See page 18

Markers: See page 18

MACHINES

ELEMENT400

Productivity Redefined

SCAN TO WATCH THE
ELEMENT 400 VIDEO



FAST & PRECISE

Helical rack and pinion with linear ways provides high speeds with smooth motion.

CLEAN & PROTECTED

Enclosed cable carriers support and protect the hoses and cables.

ABSOLUTE POSITIONING

Eliminates limit switch and homing requirements.

ON-BOARD SAFETY (OPTIONAL)

Reduces risk to personal and protects equipment.



ABOUT THE ELEMENT 400

The **Element 400** offers the same high level of productivity and precision you have come to expect from us.

The Element 400 offers customized configuration options and updates, allowing you to respond to future requirements quickly, giving you a real competitive edge and helping you to stay ahead the curve.

Improve your user experience, cutting quality, safety, and overall operational efficiency with our new line of innovative cutting solutions.

STANDARD FEATURES



Control: Global Connect

Width: 6' to 16'

Length: Up to 150'

Options: See page 18

Markers: See page 18

MACHINES

TITAN III

Powerful Productivity

SCAN TO WATCH THE
TITAN III VIDEO



SLAGGER® TABLE

The Slagger® collects slag from the table bottom to a collection bucket at the end of the table in minutes.

EASY OPERATION

Feature-rich, intuitive interface.



ABOUT THE TITAN III

Designed for bevel cutting with plasma and oxyfuel, the **Titan III** can be equipped with drilling up to 1/2", various marking styles, and can be configured with high definition precision plasma or oxyfuel torches.

The Titan III combines Y-axis linear ways with SureTrack pitch line rack and pinion drive to provide smooth cut edges and precise holes. Wider end trucks with maximum guide roller spread stabilizes the X-axis motion for precise cut-edge performance.

STANDARD FEATURES



Control: Global^{Plus}

Width: 6' to 16'

Length: Up to 150'

Options: See page 18

Markers: See page 18

MACHINES

TMC4500 DB

Heavy-duty dual beam cutting machine.

SCAN TO WATCH THE
TMC4500 DB VIDEO



PRECISION BEVEL CUTTING

True tool center point design allows for more precise bevel cuts.

SPACE-SAVING

Dual-processing beams accommodate more tools in less space.

INDUSTRIAL QUALITY

Robust design using cutting-edge components from reputable partners.



ABOUT THE TMC4500 DB

The **TMC4500 DB** workhorse and industry leader when it comes to excellence in thermal cutting.

The TMC4500 DB is a heavy-duty dual box-beam constructed gantry cutting machine, built to perform in your rigorous production environments.

Finite Element Analysis (FEA) design methods assure that your TMC is up to the task of cutting with multiple plasma and oxy-fuel torches.

STANDARD FEATURES



Control: Global^{Plus}

Width: 12' to 28'

Length: Up to 200'

Positioning Speed: Up to 1,400 IPM

Plasma: Multiple

Oxyfuel: Multiple

Options: See page 18

MACHINES

MPC2000

High performance heavy-duty workhorse.

SCAN TO WATCH THE
MPC2000 VIDEO



MULTI-PROCESS SOLUTION

Tailor tools, size, and option to fit your specific application requirements.

SLAGGER® TABLE

The Slagger® collects slag from the table bottom to a collection bucket at the end of the table in minutes.



ABOUT THE MPC2000

The **MPC2000** is a heavy-duty workhorse that drills, bevel cuts, and marks with multiple processes. Enhanced linear ways, long-life band drives, and large end trucks offer a superior cut quality in a large gantry format.

This system is enhanced with programmable PL-1 lifters and SureStop Collision Sensors, including powerful AC drives which allows accurate repeatable cutting at faster speeds. Messer's Global ControlPlus offers 24/7 operation for maximum production.

STANDARD FEATURES



Control: Global^{Plus}

Width: 8' to 28'

Length: Up to 200'

Options: See page 18

Markers: See page 18

MACHINES

MPC2000 MC

Drilling and milling powerhouse.

SCAN TO WATCH THE
MPC2000 MC VIDEO



CHIP COLLECTION

Drilling swarf is removed during processing.

FAST PROCESSING

Onboard tool changer swaps tools in seconds.

ENGINEERED TO DRILL

Reduces post processing and material handling by drilling and cutting on one machine.

SERVO DRIVES

Powerful servo drives with air over hydraulic drive engagement system.

ABOUT THE MPC2000 MC

The **MPC2000 MC** features enhanced drilling, tapping and milling with a more robust design and higher acceleration drives. The drilling and milling high-suction chip vacuum system allows for a cleaner work surface, increasing operator safety.

The MPC2000 MC is two machines in one, producing the best cut parts available on the market. Using the enhanced machining process allows for the ability to drill, tap, or mill critical internal features while external features are cut with the plasma or oxyfuel torch, all without relocating the part to another machine.

STANDARD FEATURES



Control: Global^{Plus}

Width: 12' to 28'

Length: Up to 200'

Options: See page 18

Markers: See page 18

GANTRY PROCESS OPTIONS

Tools for expanding your cutting capabilities.

		<i>PlateMaster II</i>	<i>Element 400</i>	<i>Titan III</i>	<i>TMC45000 DB</i>	<i>MPC2000</i>	<i>MPC2000 MC</i>	
Controls	Global Connect		X					A custom shape library, multiple process database, true-shape nesting, productivity monitoring and remote diagnostics are just some of the key features. Easy-to-use and learn.
	Global Control 2.0							
	Global Control S	X						
	Global Control Plus			X	X	X	X	
	ALFA Oxyfuel Torch	X	X	X	X	X	X	For straight oxyfuel cutting.
	TurboFlame™ Oxyfuel Torch	X		X	X	X	X	
Bevelers	Single and Three Position (oxyfuel)			X	X	X	X	Beveling offered for plasma, laser, and oxyfuel cutting. Messer supplies automatic, semi-automatic and manual bevel cutters. Bevel cutting for I, K, V, X, Y angles. Bevel cutting requires in-depth knowledge of the machine, cutting process, and the sequential order of cutting corners, lead-ins, and lead-outs to deliver a beveled part of the highest-quality precision and accuracy.
	Oxyfuel Contour Bevel Unit				X	X	X	
	Bevel S		X					
	Bevel R		X					
	Global Rotator Delta E			X	X	X	X	
	Global Rotator Infinity				X	X	X	
	Manual Plasma Stripping Bevel Unit	X		X	X	X	X	
Drills	Electric Drill			X	X	X	X	Need a drill for through-hole drilling, counter sinking, counter boring, tapping, or milling? Messer has various drilling solutions depending on your application requirements and/o. hole diameter. - Reduces need for secondary processing. - High accuracy between hole locations and part.
	MD200				X	X		
	MD250 w/Chip Extraction						X	
	MD400				X		X	
Markers	Air Scribe	X		X	X	X	X	Markers provide legibility and permanency to text marks, layout lines, and weldment marking.
	Zinc Powder	X		X	X	X	X	
	Rotational Ink-Jet	X	X	X	X	X	X	
	Telesis Pinstamp	X	X	X	X	X	X	
	Plasma Marker	X	X	X	X	X	X	
Software	OmniWin	X	X	X	X	X	X	Messer software covers it all from preparing the order posting calculations to designing and nesting parts.
	OmniBevel		X	X	X	X	X	
	OmniFab	X	X	X	X	X	X	
	Machine Insight	X	X	X	X	X	X	
Tables	Slagger	X	X	X	X	X	X	Cutting tables complement any machine with its modular design, offering table lengths of up to 200'. Zoned and ducted tables are equipped to remove smoke, dust, and slag.
	DownDraft	X	X	X	X	X	X	
	Water	X	X	X	X	X		
Extra Equipment	Glare Shields	X	X	X	X	X	X	All optional equipment for your cutting machine.
	Glare Curtains	X	X	X	X	X	X	
	Laser Pointer	X	X	X	X	X	X	
	Video Cameras	X	X	X	X	X	X	
	Flex-Zone	X	X	X	X	X	X	
Dust Collectors	Camfil-Farr	X	X	X	X	X	X	Smoke and dust collection systems. For indoor or outdoor use.
	Donaldson Torrit	X	X	X	X	X	X	



BEVEL OPTIONS

Bevel-R®


The relatively compact size of this robotic style bevel unit provides excellent results for most weld preparation applications without sacrificing vertical cut quality in everyday use.

Contour beveling is done via five synchronized axes that allow for standard bevel profiles on most parts. Repeatability is maintained via an automatic software calibration routine to align the bevel head over the life of the machine.

Patented collision protection and unlimited torch lead rotation provide high reliability in day-to-day operations.

MOST APPLICATIONS
REQUIRING STANDARD WELD
PREPARATION PROFILES

- + +/- 45° bevel angles.
- + I, A, V, Y, X, and K weld profiles.
- + Interpolation of the bevel angle (change-on-the-fly while cutting).



BEVEL OPTIONS

Bevel-S


Accurate and repeatable cut parts are created with this unique design that does not require movement of the entire machine. The plasma torch can therefore tilt very quickly, resulting in maximum plate utilization.

With only two axes required to tilt the torch in our industry-proven skew axis design, precision cutting of small holes to the most complex bevel contours is possible.

Patented collision protection, a simple pneumatic torch lead management system and a few recent enhancements ensure that production requirements are easily achieved.

JOB SHOPS, OEMS, AND OTHERS
WITH HIGH QUALITY AND HIGH
PRODUCTION EXPECTATIONS

- + +/- 45° bevel angles.
- + I, A, V, Y, X, and K weld profiles.
- + Interpolation of the bevel angle (change-on-the-fly while cutting).
- + Plow bolt and countersink holes.
- + Picture-frame features.




BEVEL OPTIONS

Global Rotator Delta^e

The Global Rotator Delta-e features a robust compact design, drives, coupled with our OmniBevel software, creates the best cut parts available on the market.

Capable of cutting accurate bevel profiles on any angle from +45° to -45°, the Global Rotator Delta^e automatically controlled by the Global Control Plus. Rotation of +/- 460° takes place at a rate of up to 50 RPM, for efficient use of the machine torch on-time.

Torch height is controlled automatically with analog arc voltage to an accuracy of +/- .006" (+/- 0,15mm), so part accuracy is maintained throughout the cut.



BEVEL OPTIONS

Infinity Rotator

The Infinity Skew Rotator continuous rotation is capable of accurately cutting bevel profiles (non-vertical) on nearly any contour. When the machine is programmed to cut at a bevel angle, the current and stand-off height is controlled by the same NC part program on the Global Control Plus.

The system is used to create bevels for weld-preparation surfaces or for active edges as used on earth engagement

tools. Bevel and land edge configurations can be created via multiple passes.

BEVEL CUTTING FOR MID TO LARGE SIZE GANTRY MACHINE

- + C Axis Rotation of +/- 460°.
- + bevel profiles on any angle from +45° to -45°.
- + Torch height accuracy of +/- .006" (+/- 0, 15 mm).
- + Corner loop size down to 0.394" (10 mm).
- + Available with a long reach lifter for dome "tank head" applications.

FOR ALL BEVELS ON PLASMA CONTOUR CUTS

- + AC drives for high performance.
- + Compound Skew Axis System for high flexibility and productivity.
- + Unlimited C Axis rotation.
- + Infinite C-axis rotation at a rate of 75 RPM.
- + Quick torch focal point adjustment.




MARKING OPTIONS

Inkjet Marker

Parts often need non-permanent marking for secondary operations such as layout lines or simple part identification as they move through production. The Inkjet Marker produces markings that do not damage the plate and are not visible after painting.

Production does not slow down for marking as the marker creates text at speeds of up to 17 characters per second. Straight line marking at up to 500 inches per minute is also possible.

Black ink only systems satisfy most requirements while optional hardware can be used with pigmented ink to create higher contrast results for some applications.



MARKING OPTIONS

Telesis Pinstamp

For applications which require a more permanent mark, the Telesis Pinstamp uses a vibrating stylus to create easily legible characters or layout lines.

In just a few seconds, the robust and low-maintenance marker can create text as small as .25 inch.

The results are visible on a variety of materials, including primed, rusted, or mill scale plate. In some cases, the mark may still be visible after painting.

NON-PERMANENT MARKING OF TEXT AND LAYOUT LINES

- + Dye-based ink MEK (Methyl Ethyl Ketone) Dye-base Acetone and other ink tones upon request.
- + Dries in 3-5 seconds.
- + Will not wipe off with water.
- + Standard text height at 9, 12, 18, and 27 mm.
- + Optional 45 and 67 mm text.

TEXT AND LAYOUT LINES THAT ARE MORE PERMANENTLY VISIBLE

- + Clear, physical markings that cannot be easily removed.
- + Variable marking depth.



MARKING OPTIONS

Powder Marker


The powder marking torch applies a line on the work-piece by melting zinc powder with the heating flame. The semi-permanent line produced by this process can be welded over without problems.

The powder for the marker is contained within a single storage reservoir on top of a purpose-designed torch.

When preheated oxygen is then supplied to the specially directed ports, the powder spins and enters the stainless steel tube and travels to the plate, where the flame causes it to bond to the metal.

SEMI-PERMANENT MARKING OPTION

- + Produces lines approximately 1 mm wide.
- + Prints at a rate of the maximum machine traverse speed.
- + Creates alphanumeric text.
- + High contrast on stainless steel and aluminum.



MARKING OPTIONS

Air Scribe Marker

The Air Scribe uses a reciprocating pin to mark on materials such as mild steel, stainless steel, and aluminum. The marker can be used on any thickness, but is especially well suited for gage thickness.

The Air Scribe utilizes a v-groove slide with spherical bearings to provide a secure mounting and accurate, repeatable offsets to any cutting tool.

The pneumatic cylinder motion control and the sleeve bearing mounting allow for soft motion during the placement of the tool on the material. This allows the air scribe to “float” as it marks.

MARKS WITH RECIPROCATING PIN ON VARIOUS METALS

- + Light weight.
- + Air consumption of less than 1 CFM.
- + High strength carbide-tipped point.



SPECIAL FEATURES

Precision Plate Alignment


Optimal plate utilization is paramount in achieving efficient production outcomes. Achieve optimal plate utilization with our advanced nesting capabilities, ensuring parts are efficiently arranged to minimize wastage.

Our system equips operators with a laser pointer and Global Connect's edge capture for precise plate alignment, enhancing production accuracy.

For businesses aiming for maximum efficiency, our optional laser system automates the alignment process, ensuring consistent results and increased productivity.

REDUCE SETUP TIME AND ELIMINATE SCRAP

- + **Efficient Nesting:** Maximize plate utilization and reduce waste.
- + **Operator Precision:** Operators equipped to reduce scrap and achieve perfect cuts.
- + **Laser-Assisted Alignment:** Utilize bright dot of laser pointer or Global Connect's crisp image capture for swift plate alignment.



SPECIAL FEATURES

Only Industrial-Grade Components

All Messer machines are designed and built using industrial-grade motion control systems comprised of components built by only top tier vendors.

By using only the highest quality components by reputable vendors, every one of our machine lines offers incredible precision, efficiency, and unparalleled cutting performance.

This unwavering emphasis on quality, from the smallest component to the completed machine, reinforces our commitment to our customers and their operations. By partnering with only the best vendors, Messer Cutting Systems offers and implicit guarantee: every product bearing our name promises unmatched efficiency, longevity, and precision.

PRODUCE THE HIGHEST QUALITY PARTS IN THE SHORTEST AMOUNT OF TIME

- + **Partner Brands:** Beckhoff, Bosch Rexroth, SICK, Keyence, Hiwin, Suhner & Setco.
- + **Robust & Durable:** Machines withstand intensive metalworking demands.
- + **Precision Assurance:** Each product is built with quality components for unmatched cutting efficiency.



SPECIAL FEATURES

SureStop Sensors

Our plasma torches are integrated with the patented SureStop magnetic collision sensor, ensuring swift intervention in case of discrepancies. This state-of-the-art sensor instantly halts the machine, preserving both product quality and machine integrity while keeping operators safe.

With a rapid recovery mechanism, downtimes are minimal, allowing for a seamless resumption of operations.

Safety remains paramount in our design philosophy. While our technology is adept at preventing equipment damage, its primary role is the safeguarding of operators. When the SureStop Collision Sensor detects any irregularities during cutting, it activates a safety mechanism, disengaging the torch to prevent potential harm.

PRECISION SAFETY WITH SURESTOP SENSORS

- + Patented magnetic collision intervention.
- + Rapid recovery, minimal downtime.
- + Prioritizes operator and machine safety.
- + Detects and rectifies cutting irregularities.



SPECIAL FEATURES

Self-Cleaning Table

Taking time to clean a cutting table of all the scrap material and slag is one of those things that has to be done but also something no one wants to do. It also has a big impact on meeting production requirements.

What if you could push a button and clean an entire table in just a few minutes? The Slagger®, exclusively from Messer Cutting Systems, is the solution.

A powerful blade pushes all the accumulated debris to the other end where it can be easily collected for disposal. This patented time-saver table also does a great job of removing smoke by dividing the table into smaller sections, allowing the dust collector to work efficiently as it only exhausts from where the machine is actively processing.


EFFECTIVE SMOKE REMOVAL AND MINIMAL CUTTING TABLE MAINTENANCE

- + Can be used with plasma, oxyfuel and laser applications.
- + Small parts may also be easily retrieved.
- + Table widths from 7' to 25'.
- + Table lengths up to 150'.

AUTOMATION

MATERIAL HANDLING SYSTEMS

Innovative material handling systems built for your applications.



AUTOMATION

ICTRANSFER

An intelligent plate management and loading solution.

SCAN TO WATCH THE
MATERIAL HANDLING VIDEO



VACUUM PLATE LOADING

Includes thickness sensor to ensure only one sheet has been picked at a time.

MESSER INTEGRATION

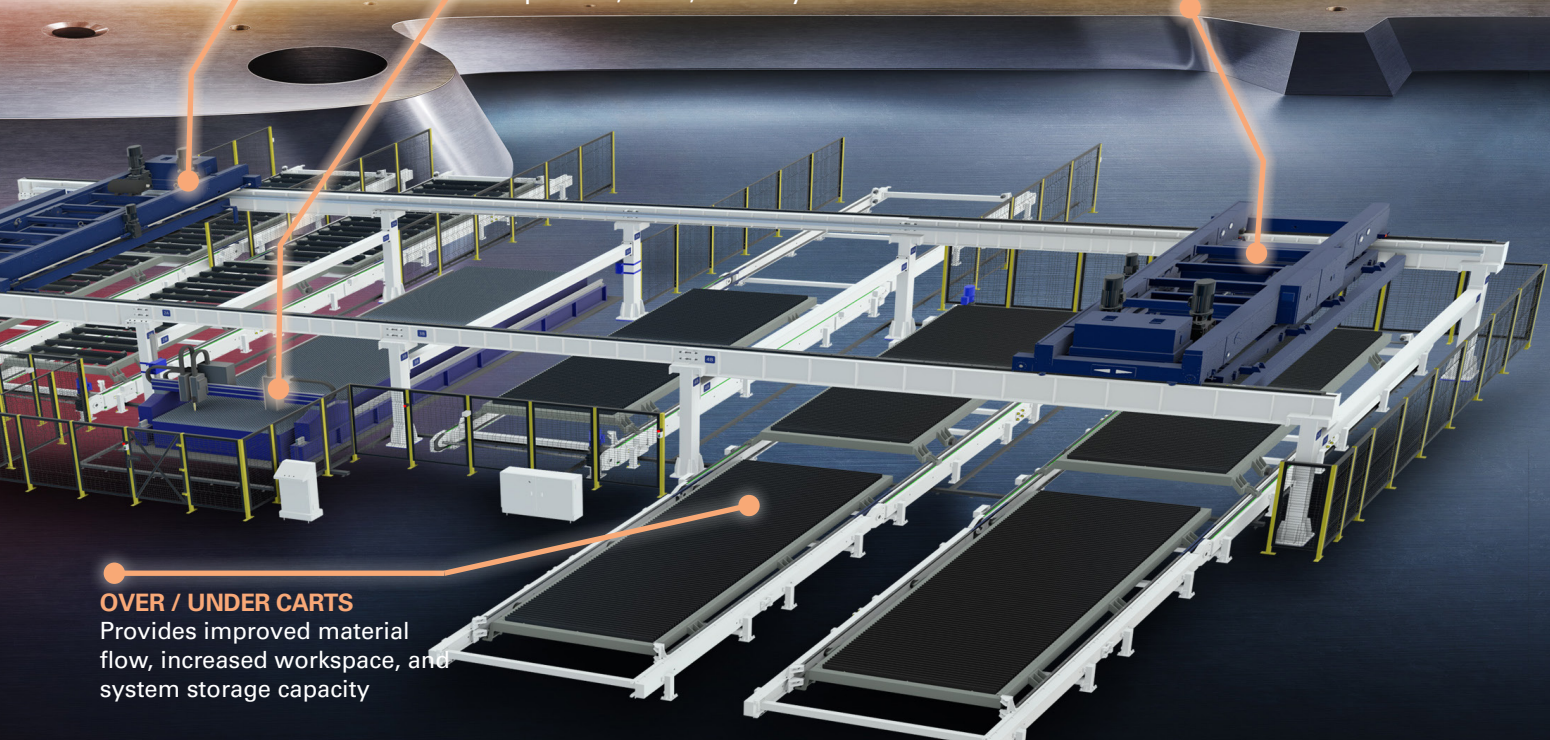
Integrates with other MCS machine platforms, such as plasma, laser, and oxyfuel.

COMB STYLE UNLOADER

Unloads skeleton and parts simultaneously.

OVER / UNDER CARTS

Provides improved material flow, increased workspace, and system storage capacity



ABOUT THE ICTRANSFER SYSTEM

The **ICTransfer** material handling system was designed to provide plate management along with automatic loading and unloading of material.

The system is designed with a separate vacuum lift loading device as well as a fork style unloading device mounted on a common longitudinal rail.

The ICTransfer reduces manpower, decreases cycle time, automated handling, remote monitoring, and increased overall safety.

AVAILABLE SIZES

- 3015 (5' X 10')
- 4020 (6' X 12')
- 6020 (6' X 20')
- 6025 (8' X 20')
- 6030 (10' X 20')
- 7030 (10' X 23')
- 8030 (10' X 26')



AUTOMATION

ICSORT

An intelligent sorting material handling solution.

SCAN TO WATCH THE
MATERIAL HANDLING VIDEO



HIGH CAPACITY LIFTING

Lift up to 660 lbs. with our unique magnet array end-effector.

EFFECTIVE TRAVEL

Up to 32' of effective Y-axis travel capacity.

INDUSTRIAL GRADE

All components of the ICS are heavy-duty, industrial grade.

ABOUT THE IC SORT SYSTEM

The **ICSort** was designed as an intelligent lifting solution for use in our other material handling applications.

The crane system features a magnet array that can be adjusted in size to fit your unique applications. The total capacity of the magnet array is 660lbs., and can be used to pick parts as small as 4" X 4" square.

The ICSort system greatly increases cycle time by providing a robust material handling solution.

STANDARD FEATURES



Payload: 660 LBS.

Max Width: 31.2'

Max Length: 32.9'

End Effector: Standard Magnet Array




MATERIAL HANDLING OPTION

Shuttle & Inline Conveyor Cutting Tables

Using these systems can result in a 30-40% increase in productivity over traditional cutting solutions.

Messer offers a variety of shuttle tables from 6'x 10' to 10'x 50' plate area with either .75" or 2" capacity.

For long plate applications, Messer Cutting Systems and exclusively partners with Franklin Manufacturing for in-line conveyor cutting tables for systems sold to the steel fabricators in the building industry.



MATERIAL HANDLING OPTION

Mini Storage Towers & Turntables

Using these systems can result in 40-60% increase in productivity over traditional cutting solutions.

Mini Storage Towers provide a buffer for plate storage and cut plates. Plate loading and part unloading operations do not affect the cutting machine operation other than during pallet transfer which is, depending on pallet size, typically less than two minutes.

A turntable allows storage towers and cutting machine to be placed from traditional in-line to a nonlinear arrangement for placement of equipment to best fit production flow. It can also be configured so that multiple cutting machines can be serviced using one material handling system.

IN-LINE CONVEYOR CUTTING TABLE

- + 6' x 10' to 10' x 25' plate area.
- + .75" or 2" capacity in mild steel.
- + Excellent solution for long parts.
- + Smart Cranes can be added for automatically loading and unloading plate.
- + Self-cleaning channel design works as an exhaust duct.

INCREASE YOUR PRODUCTIVITY 40 TO 60% BY ADDING MATERIAL HANDLING

- + Provides a buffer so part unloading does not affect machine cutting.
- + Offers In-line Shuttle with Mini-Storage Tower.
- + Cutting machine can be placed from a traditional in-line solution to a nonlinear arrangement.



MATERIAL HANDLING OPTION

Fully Automatic Storage & Retrieval System

Using these systems can result in, and as high as 90+% productivity depending on configuration.

These systems can provide buffer for the cutting machines as well as plate and part storage.

Example: partial cut plates can be stored and recalled until fully consumed.

Storage and retrieval machines with optional rail systems allow servicing multiple towers and machines with load and unload stations.

When multiple cutting machines are used, each configuration and model can vary along with quantity and type of processes including plasma, oxyfuel, and fiber laser.

SEE A 90+% INCREASE IN PRODUCTIVITY

- + Buffer for the cutting machines as well as plate and part storage.
- + Optional rail system allows servicing multiple towers and machines.
- + Software system tracks jobs for each machine.



MATERIAL HANDLING OPTION

Messer Shuttle Systems

ABOUT OUR SHUTTLE SYSTEMS

- + Excellent platform to **enable quick and efficient loading of plate**, and unloading of cut parts.
- + **Cutting area of the machine** can be placed in a non-crane area such as a bay line to protect the machine from the plate loading.
- + **Shuttle system has specific cutting, load/unload areas** for the operator to prevent interference with cutting operations or impacting safety.
- + **Shuttle table incorporates servo drives on transfer and elevator stations** allowing combined transfer and elevation simultaneously, reducing transfer time. It provides a base for additional material handling equipment such as Smart Cranes and Tower Systems.
- + **Included is The Slagger® self-cleaning cutting table** with automated slag and smoke removal.
- + **Comb Style Loader** operates as an unload gantry-style system designed to lift and lower your material.
- + **Over/Under Carts** are designed to pass over and under each other, allowing for concurrent plate loading.



OMNIWIN

Ideal for work preparation

OmniWin is a powerful, easy to use designing and nesting software that saves time, material, and costs. It is the ideal tool for work preparation in oxyfuel, plasma, and laser cutting with CNC machines, taking over all cutting tasks for order-based production.

The software is both effective and economical – for small productions as well as for just-in-time manufacturing with changing quantities in custom cutting operations. Omniwin is also ideal for drilling, milling, tapping, and tank head cutting operations.




OMNIBEVEL

The tool for bevel cutting

OmniBevel is the software for dimensionally accurate parts and the leading product for bevel cutting. The post-processor module with a graphical, easy to use interface delivers optimal cutting results.

It stands for straight cuts, cylindrical holes, exact bevel angles and enormous flexibility. Almost all possible technology parameters and operation details are adjustable.



PRODUCTION DIGITIZATION

Our solutions ensure maximum transparency in operations management, production planning and control.



OMNIFAB

Software suite for digital transformation

OmniFab is the software suite that integrates Messer Cutting Systems' mechanical engineering technology into commercial processes in a holistic and process-oriented manner.

It provides relevant information for work preparation, production planning and plant management by connecting all systems. OmniFab also integrates material handling systems like loading/unloading stations, towers, material transportation devices and more – even on mobile devices.

SERVICES

SERVICE / AFTERSALES

A commitment to customer satisfaction and support.



SERVICE

Sentry Service, Maintenance

Our Sentry Service personnel keep machines running like new, to ensure maximum uptime, greater efficiency and low operating costs.



SERVICE

Virtual & Visual Service™

Virtual Service is remote interactive support. With a push of a button, our team of experts are able to provide remote troubleshooting, software upgrades, and expert assistance. Visual Service adds the sense of sight to the troubleshooting process.



SERVICE

Field Service

After machine delivery, our field service technicians handle installation and ensure all installations are safe and up and running quickly. Technicians are available throughout the lifespan of your machine to keep it operating to its fullest potential.



AFTER SALES SUPPORT

Applications Department

Provides operator, programmer and process training for all aspects of cutting, drilling and marking; in-house and off-site training, including online remote live training and a software hot line.



AFTER SALES SUPPORT

Parts Department

Our well-trained staff ensure that you get the right spare parts and consumables to maintain your Messer machine. Most items are in stock at all times; we can guarantee you'll receive the best prices with the fastest delivery.



AFTER SALES SUPPORT

Retofit Department

Upgrade existing cutting machines with the latest technology and processes to extend the machine's life. It can be more cost effective than replacing the entire system.



Committed to your success in every respect.

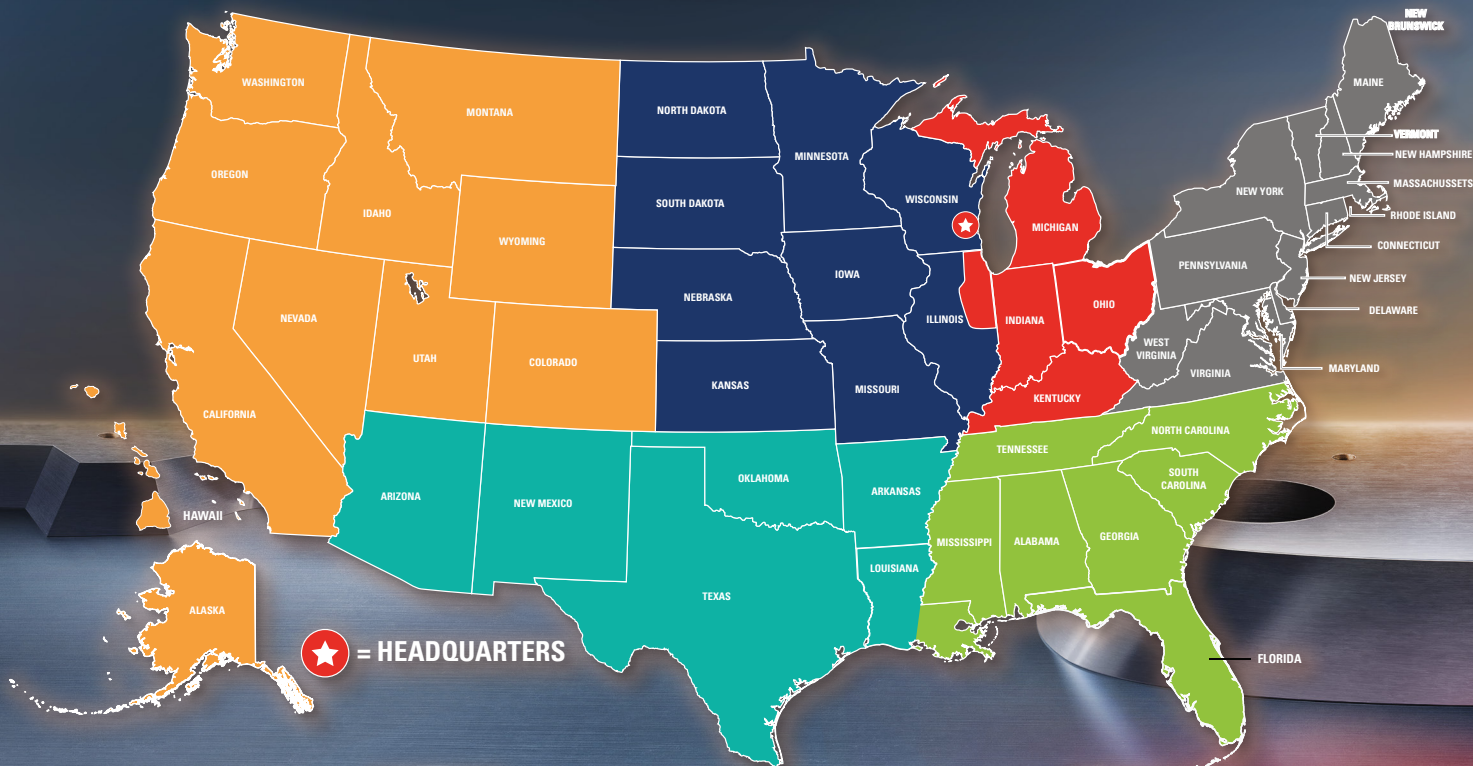
SERVICES

REGIONAL MAP

National reach and local expertise.

UNITED STATES

WESTERN	CENTRAL	GREAT LAKES	SOUTH CENTRAL	NORTHEAST	SOUTHEAST
REGIONAL MANAGER: western@messer-cutting.com	REGIONAL MANAGER: central@messer-cutting.com	REGIONAL MANAGER: greatlakes@messer-cutting.com	REGIONAL MANAGER: southcentral@messer-cutting.com	REGIONAL MANAGER: northeast@messer-cutting.com	REGIONAL MANAGER: southeast@messer-cutting.com



CANADA

EAST / WEST CANADA	CENTRAL CANADA
REGIONAL MANAGER: ewca@messer-cutting.com	REGIONAL MANAGER: centralca@messer-cutting.com

MEXICO

MEXICO
REGIONAL MANAGER: mexico@messer-cutting.com



SERVICES

GLOBAL MAP

Innovation driven by a global footprint.



Menomonee Falls, Wisconsin



Sao Paulo, Brazil





Groß-Umstadt, Germany



Coimbatore, India



Kunshan, China



CREATING SOLUTIONS BEYOND MACHINES

PRODUCT

AUTOMATION

DIGITAL

SERVICES

KNOW-HOW

What We Stand For

Messer Cutting Systems is a global supplier of cutting-edge technology for the metalworking industry.

Our portfolio and our values are built on the pillars of Product, Automation, Digital, Services, and Know-How. With over 900 employees worldwide in over 50 countries, we maintain a constant dialogue with our customers.

Through our partnerships, we achieve customer-oriented innovation and focus on “creating solutions beyond machines”.

We deliver not just modern cutting systems and solutions for plasma, laser, and oxyfuel technology, but appropriate services, training, our own software applications, and the integration of solutions from our technology partners in the field of automation. A network encompassing the machine, providing total solutions.

Our know-how combined with our customer-oriented attitude and actions have made us the worldwide partner of choice, delivering innovative solutions to the plate processing industry for over 120 years.

Messer Cutting Systems, Inc.

W141 N9427 Fountain Boulevard
Menomonee Falls, WI 53051

Tel. +1 262-255-5520

Fax +1 262-255-5170

Email sales.us@messer-cutting.com

messer-cutting.com

Messer Cutting Systems reserves the right to make changes in equipment or specifications at any time without notice. Windows is a registered trademark of Microsoft Corporation. Slagger is a registered trademark of Missouri Valley Steel, a division of Owen Industries. © 2024 Messer Cutting Systems.